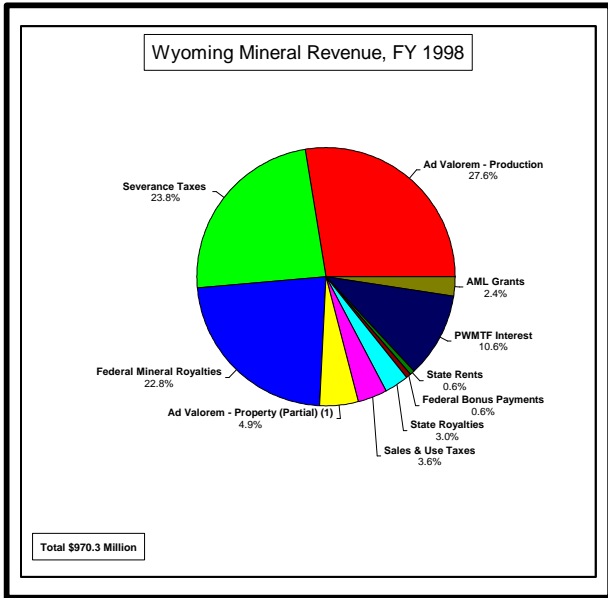


Wyoming Mineral Revenue, FY 1998

Source	Amount
Ad Valorem - Production	263,271,161
Severance Taxes	227,535,416
Federal Mineral Royalties	217,441,561
Ad Valorem - Property (Partial) (1)	46,364,691
Sales & Use Taxes	34,824,144
State Royalties	28,962,025
Federal Bonus Payments	5,810,134
State Rents	5,720,602
PWMTF Interest	101,271,457
Total Wyoming Government Mineral Revenue	931,201,191
Abandoned Mine Land Reclamation Grants	23,064,346
Total Wyoming Mineral Revenue	954,265,537

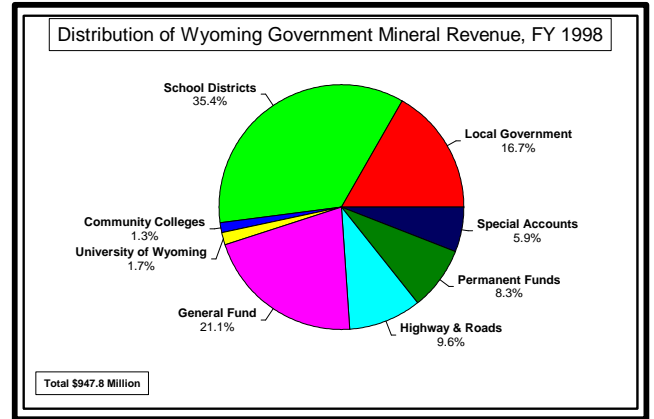
Note:
 (1) This amount only includes property specifically identified in WDR Annual Report.



Distribution of Wyoming Government Mineral Revenue, FY 1998

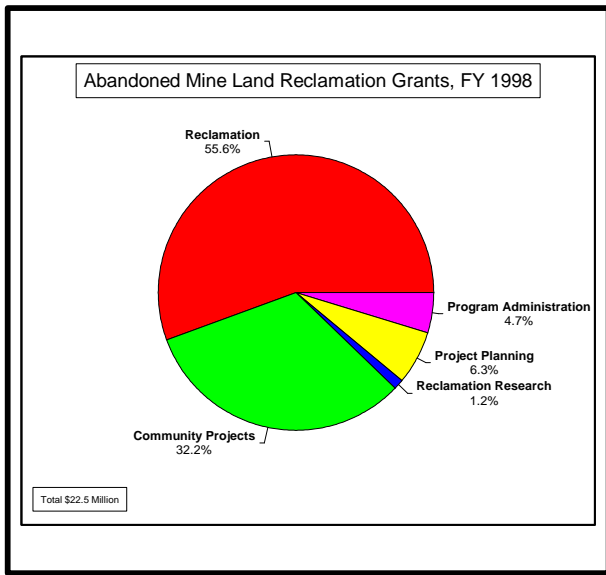
Source	Local Government	School Districts	Community Colleges	University of WY	General Fund
Ad Valorem - Production	69,503,587	184,553,084	9,214,491	0	0
Severance Taxes	24,981,325	111,632	37,211	0	69,557,973
Federal Mineral Royalties	28,507,155	90,831,111	0	15,018,540	0
Ad Valorem - Property (Partial)	12,240,278	32,501,648	1,622,764	0	0
Sales & Use Taxes	14,619,176	0	0	0	20,204,968
State Royalties	0	8,000,000	0	0	364
Federal Bonus Payments	2,178,800	0	581,013	0	0
State Rents	0	5,105,144	0	111,559	348,192
PWMTF Interest	0	0	0	0	101,271,457
Total Govt. Mineral Distrib.	152,030,321	321,102,619	11,455,479	15,130,099	191,382,954

Source	Highway & Roads	Water Development	Permanent Funds	Special Accounts
Ad Valorem - Production	0	0	0	0
Severance Taxes	21,624,623	23,195,526	54,876,669	33,150,457
Federal Mineral Royalties	65,075,618	0	0	18,009,136
Ad Valorem - Property (Partial)	0	0	0	0
Sales & Use Taxes	0	0	0	0
State Royalties	0	0	20,831,449	130,212
Federal Bonus Payments	726,267	0	0	2,324,054
State Rents	0	0	0	155,708
PWMTF Interest	0	0	0	0
Total Govt. Mineral Distrib.	87,426,508	23,195,526	75,708,118	53,769,567



Abandoned Mine Land Reclamation Grants, FY 1998

Distribution	Amount
Reclamation	12,820,689
Community Projects	7,430,000
Reclamation Research	270,000
Project Planning	1,460,000
Program Administration	1,083,657
Total AML Grants	23,064,346



**Wyoming Mineral Revenue and Distributions
FY 1998**

June 1999

By:
University of Wyoming
Cooperative Extension
College of Agriculture, Dept. of Agricultural and Applied Economics

Darla D. Pindell
David T. Taylor

Data compiled by the University of Wyoming, College of Agriculture,
Department of Agricultural and Applied Economics.

Resources used:
 WY Dept. of Administration & Information, Equality State Almanac, 1997 and 1998
 WY Dept. of Revenue, Annual Report, 1997 and 1998
 Annual Report of the WY State Treasurer, 1997 and 1998
 WY Department of Environmental Quality, AML Division